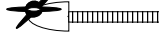
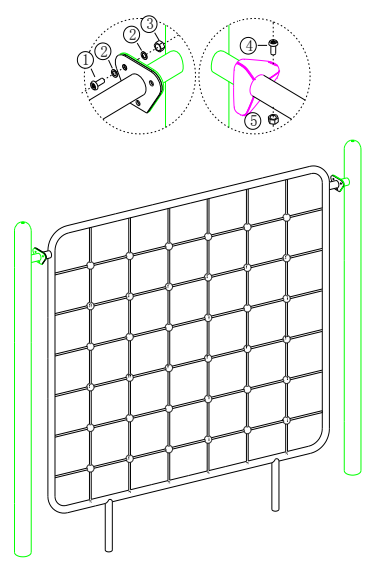
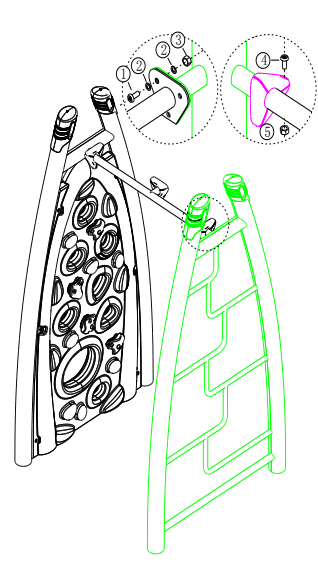
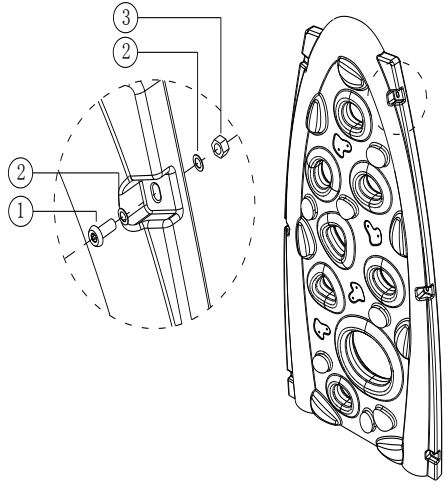
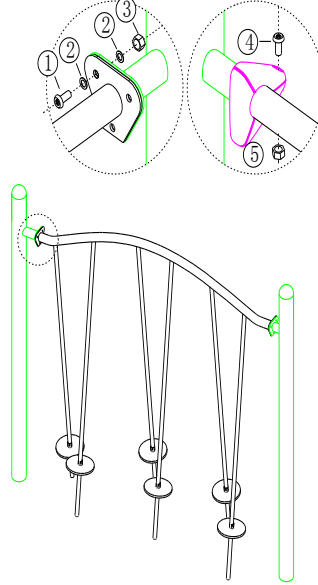


	ITEM	ITEM NAME	SPECIFICATION	QUANTITY	PICTURE		ITEM	ITEM NAME	SPECIFICATION	QUANTITY	PICTURE
	CURVE BAR	CURVE BAR					1		FLOATING RING	FLOATING RING	
1		BOLT	M10x25	9	1	BOLT	M8x50			9	
2		WASHER	M10	18	2	LOCK NUT	M8			9	
3		LOCK NUT	M10	9							
4		BOLT	M8x40	3							
5		LOCK NUT	M8	3							
REMARK						REMARK					
CURVER BAR CONNECT WITH POST						FLOATING RING CONNECT WITH POST					

	ITEM	ITEM NAME	SPECIFICATION	QUANTITY	PICTURE		ITEM	ITEM NAME	SPECIFICATION	QUANTITY	PICTURE
	STEEL BAR	STEEL BAR					2		ARCH POST	ARCH POST	
1		BOLT	M10x60	2	1	BOLT	M10x35			4	
2		WASHER	M10	2	2	WASHER	M10			8	
3		WASHER	M10	2	3	LOCK NUT	M10			4	
REMARK						REMARK					

ITEM	ITEM NAME	SPECIFICATION	QUANTITY	PICTURE	ITEM	ITEM NAME	SPECIFICATION	QUANTITY	PICTURE		
NET CLIMBER	NET CLIMBER		1		CONNECT FRAME	CONNECT FRAME		1			
	1	BOLT	M10x25			6	1	BOLT		M10x25	6
	2	WASHER	M10			12	2	WASHER		M10	12
	3	LOCK NUT	M10			6	3	LOCK NUT		M10	6
	4	BOLT	M8x40			2	4	BOLT		M8x30	2
5	LOCK NUT	M8	2	5	LOCK NUT	M8	2				
REMARK					REMARK						
NET CLIMBER CONNECT WITH POST					CONNECT FRAME CONNECT WITH POST						
											

ITEM	ITEM NAME	SPECIFICATION	QUANTITY	PICTURE	ITEM	ITEM NAME	SPECIFICATION	QUANTITY	PICTURE		
CLIMBER	CLIMBER		1		LILY PAD BRIDGE	LILY PAD BRIDGE		1			
	1	BOLT	M10x50			6	1	BOLT		M10x25	6
	2	WASHER	M10			12	2	WASHER		M10	12
3	LOCK NUT	M10	6	3		LOCK NUT	M10	6			
REMARK						REMARK					
CLIMBER CONNECT WITH POST					LILY PAD BRIDGE CONNECT WITH POST						
											

ITEM	ITEM NAME	SPECIFICATION	QUANTITY	PICTURE	ITEM	ITEM NAME	SPECIFICATION	QUANTITY	PICTURE		
										ITEM	ITEM NAME
TRI BAR LADDER	TRI BAR LADDER		1		SINGLE WHEEL	SINGLE WHEEL		1			
	1	BOLT	M10x25			6	1	BOLT		M10x25	12
	2	WASHER	M10			12	2	WASHER		M10	24
	3	LOCK NUT	M10			6	3	LOCK NUT		M10	12
	4	BOLT	M8x30			2	4	BOLT		M8x30	4
5	LOCK NUT	M8	2	5	LOCK NUT	M8	4				
REMARK					REMARK						
TRI BAR LADDER CONNECT WITH POST					SINGLE WHEEL CONNECT WITH POST						

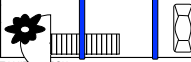
ITEM	ITEM NAME	SPECIFICATION	QUANTITY	PICTURE	ITEM	ITEM NAME	SPECIFICATION	QUANTITY	PICTURE		
										ITEM	ITEM NAME
NET CLIMBER	NET CLIMBER		1		SINGLE EXIT	SINGLE EXIT		1			
	1	BOLT	M10*20			2	1	BOLT		M8x30	2
	2	WASHER	M10			2					
REMARK					REMARK						
SLIDE CONNECTION					SINGLE EXIT CONNECT WITH POST						

RAIL	ITEM	ITEM NAME	SPECIFICATION	QUANTITY	PICTURE	REMARK	
	SINGLE EXIT						1
	1	CLAMP		6			
	2	self tapping screw	M4*25	6			
	3	BOLT	M10*50	6			
	4	WASHER	M10	12			
5	LOCK NUT	M10	6				
RAIL CONNECT WITH POST							

SLIDE	ITEM	ITEM NAME	SPECIFICATION	QUANTITY	PICTURE	REMARK	
	SLIDE						1
	1	BOLT	M10x45	2			
	2	WASHER	M10	4			
	3	LOCK NUT	M10	2			
SLIDE CONNECT WITH DECK AND PANEL							

SLIDE	ITEM	ITEM NAME	SPECIFICATION	QUANTITY	PICTURE	REMARK	
	SLIDE						1
	1	BOLT	M8x40	2			
	2	WASHER	M8	4			
3	inner hex spiral nut	M8	2				
SLIDE CONNECT WITH DECK AND PANEL							

SLIDE	ITEM	ITEM NAME	SPECIFICATION	QUANTITY	PICTURE	REMARK	
	SLIDE						1
	1	BOLT	M8x20	2			
	2	WASHER	M8	2			
3	LOCK NUT	M8	2				
SLIDE CONNECT WITH DECK AND PANEL							

	ITEM	ITEM NAME	SPECIFICATION	QUANTITY	PICTURE
BOULDER CLIMBER		BOULDER CLIMBER		1	
	1	BOLT	M10*20	3	
	2	WASHER	M10	3	
	3	SPRING WASHER	M10	3	

REMARK BOULDER CLIMBER CONNECT WITH CHECK

