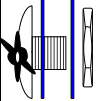
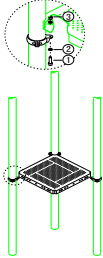
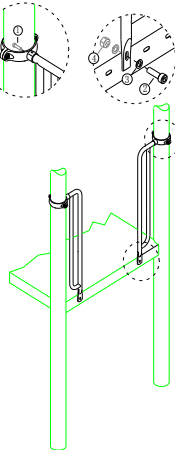


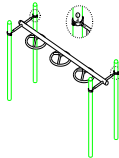

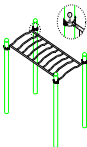

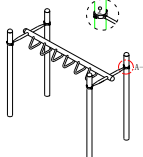

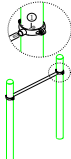


ITEM	ITEM NAME	ITEM NAME	SPECIFICATION	QUANTIT Y	PICTURE	MARK	PICK
1	SQUARE DECK	BOLT	<b>M10*35</b>	<b>4</b>		DECK CONNECT WITH POST	
2		WASHER	<b>M10</b>	<b>8</b>			
3		LOCK NUT	<b>M10</b>	<b>4</b>			
	7-SHAPE RAIL	FASTENER		<b>8</b>	PAIR	7-SHAPE RAIL CONNECT WITH POST AND DECK	
1		BOLT	<b>M8*30</b>	<b>8</b>			
2		BOLT	<b>M10*25</b>	<b>8</b>			
3		WASHER	<b>M10</b>	<b>16</b>			
4	LOCK NUT	<b>M10</b>	<b>8</b>				
	TRIANGLE WHEEL SCALING LADDER	FASTENER		<b>4</b>	PAIR	TRIANGLE WHEEL SCALING LADDER CONNECT WITH POST	
1		BOLT	<b>M8*30</b>	<b>4</b>			
	STRAIGHT SCALING LADDER	FASTENER		<b>4</b>	PAIR	STRAIGHT SCALING LADDER CONNECT WITH POST	
1		BOLT	<b>M8*30</b>	<b>4</b>			
	TRIANGLE SCALING LADDER	FASTENER		<b>4</b>	PAIR	TRIANGLE SCALING LADDER CONNET WITH POST	
1		BOLT	<b>M8*30</b>	<b>4</b>			
	SINGLE HORIZONTAL BAR	FASTENER		<b>2</b>	PAIR	SINGLE HORIZONTAL BAR CONNECT WITH POST	
1		BOLT	<b>M8*30</b>	<b>2</b>	